



### Supplementary Rules








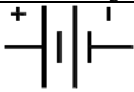



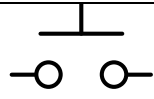

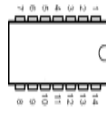




#### 1. Rules of Activity

- The participant has to use the electronic components provided by the organizer to make a 3-dimensional work within the time limit. The design of the work is not limited.
- The participant will be provided with a “component list” before the activity starts.
- After the museum staff has announced the start of time-keeping, the participant can take the components from the component racks without restriction on the type and quantity of components. However, the participant cannot put the unused components back into the component racks.
- The finished work should contain the “required components” on the “component list”.
- The time limit is 1 hour 30 minutes. When time is up, the participant has to stop making the work and wait for the judges to score.

#### 2. Scoring Criteria

- Integrity (20%): Complete and steady work.
- Relevance to science (20%): Use of science theory and techniques, e.g. making a light on, on/off switch and sound etc.
- Artistic & creative design (50%): Outlook and decoration of the object, including the use of non-required components, materials, special functions, etc.
- Material-saving (10%): If the participant has unused materials, 5% will be deducted for every 25g, and maximum deduction is 10%.



#### 3. Component List

Electronic Components	Actual Component	Symbol
Resistance		
Variable resistance		
LED		
Battery		
Capacitor		
Switch		
Integrated circuit (IC)		
Motor		
Buzzer		



## 2013 年度通訊博物館小學生科・藝大作戰

Museu das Comunicações - Actividade de Ciência e Arte para Estudantes do Ensino Básico, 2013  
Communications Museum - Science and Arts Activity for Primary Students, 2013

Electronic Components	Actual Component	Symbol
IC socket		
Printed circuit board (PCB)		
Other materials that are non electronic components		

4. **Tools:** The organizer will provide the tools such as scissors, tapes, glue, adhesive, sharp-nose pliers, flat-nose pliers, rulers, pens and paper cardboards, etc. Participants are welcome to bring their own tools, but dangerous tools are prohibited (soldering iron, electric drill or hot melt adhesive, etc).